

INDI-PAX2S DISP-PAX2A

ANALOGUE INPUT PANEL METERS WITH DUAL LINE DISPLAY

Panel meters with two display lines for Wheatstone bridge sensors or electrical analogue measurements



INDI-PAX2S / DISP-PAX2A



Features

- o Dual line display 6 digits (18 mm) and 9 digits (8.9 mm)
- o Tricolour display
- o Universal power supply (AC/DC)
- o Up to 160 measurements per second
- o Built-in USB programming port unit configuration

Available option(s)

- Analogue output 4 (0)...20 mA or 0...10 V
- 2 or 4 set-points with relay outputs
- RS-232, RS-485 or fieldbus capabilities
- NEXMA 4X / P65 (transparent cover - Option "COVER PAX")
- Desktop or industrial steel housing
- DIN rail adaptor

Application(s) SENSY's I/PAX2S and DISP-PAX2A are perfectly designed for the following applications:

- Weighing batches with individual and cumulative weights,
- Weighing with net and gross weight display.

Function(s)

- Linearisation (15 points max.), intelligent filter, totaliser, security code
- Maximum and minimum memory
- Simultaneous display in 2 different units (e.g.: kg and N)
- Display of the input signal and the corresponding measurement

Specifications	INDI-PAX2S	DISP-PAX2A	
Type	Wheatstone bridge input meter	Current or voltage input meter	-
Input range	± 24 mVDC / ± 240 mVDC**	± 0.25 mA, ± 2.5 mA, ± 25 mA, ± 250 mA, ± 2 A, ± 0.25 VDC, ± 2 VDC, ± 10 VDC, ± 25 VDC, ± 100 VDC, ± 200 VDC***	-
Sensor excitation	10 VDC @ 125 mA*** 5 VDC @ 65 mA***	18 VDC @ 50 mA	-
Display	6 digits (18 mm) 9 digits (8.9 mm)	6 digits (18 mm) 9 digits (8.9 mm)	-
Accuracy	0.1	0.1	% F.S.*
A/D converter	24 bits	24 bits	-
Converter rate	Up to 160/s	Up to 160/s	-
Service temperature range	0...+50	0...+50	°C
Storage temperature range	-40...+60	-40...+60	°C
Power supply	40...250 VAC 50/60 Hz (20 VA), 21.6...250 VDC (8 W)	40...250 VAC 50/60 Hz (20 VA), 21.6...250 VDC (8 W)	-
IP rating	IP54****	IP54****	-

*F.S. : Full Scale

** : configurable at user level

*** : jumper selectable

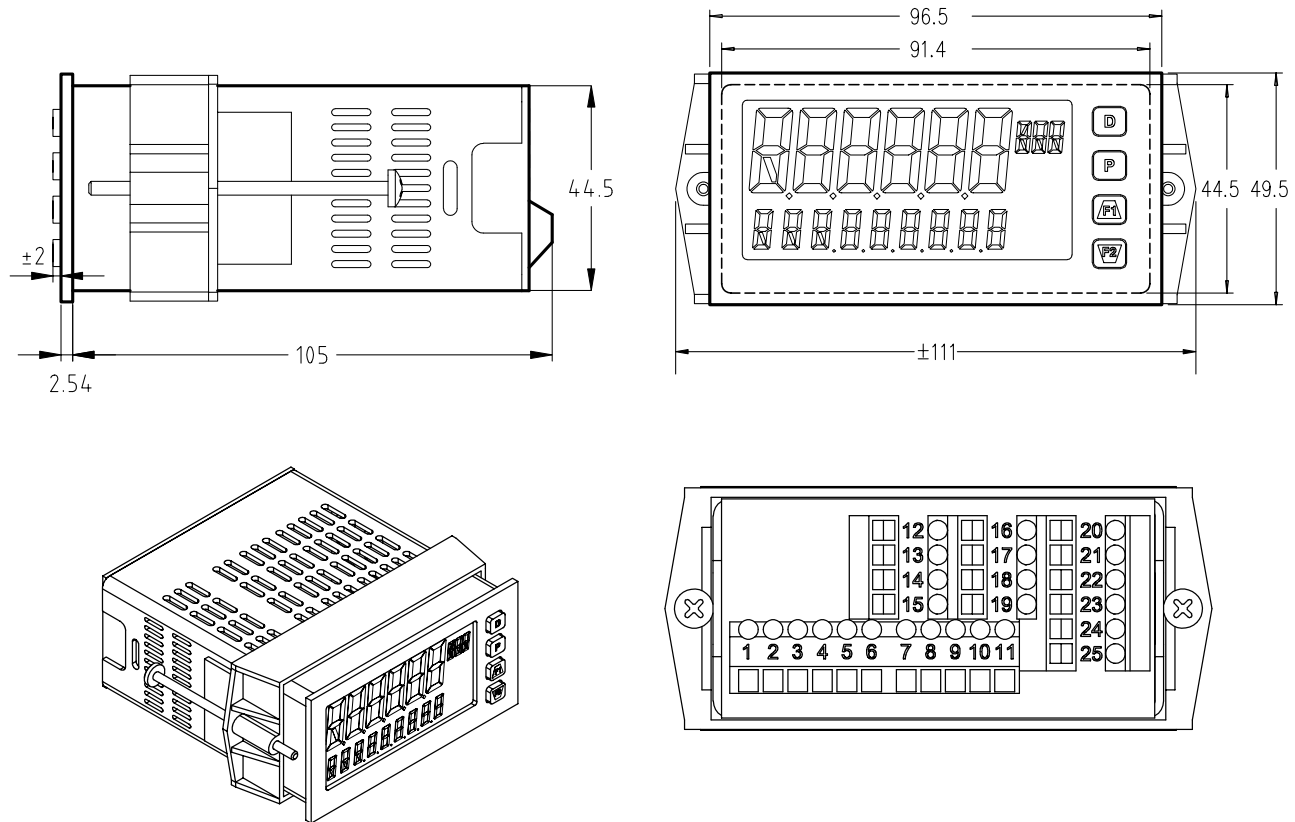
**** : IP rating only for front panel

Specifications subject to change without notice



ISO 9001 certified

INDI-PAX2S DISP-PAX2A > STANDARD DIMENSIONS

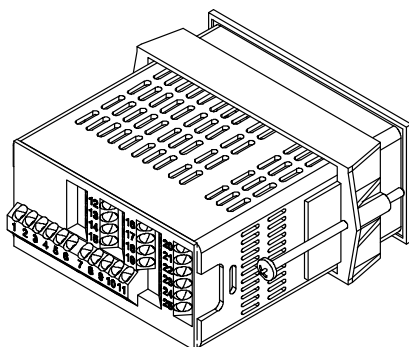


Note: recommended min. clearance (behind the panel) for mounting is 140 mm deep and 53.4 mm high. Panel cut-out 92 mm (-0+0.8) 45 mm (-0+0.5)

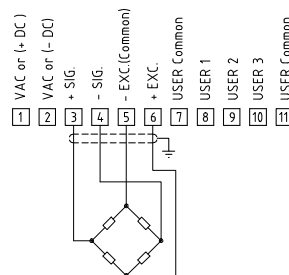
Dimensions in mm

Other view

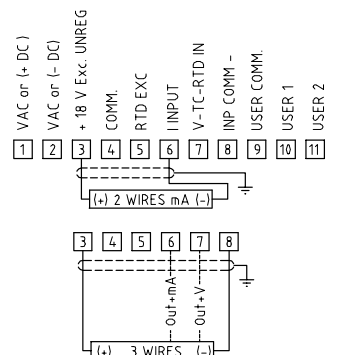
Terminals



INDI-PAX2S



DISP-PAX2A




OPTION CARDS

Communication cards (max. 1 choice)

CARD-CDC10

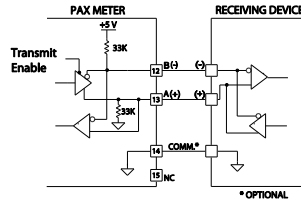


CARD-CDC1C

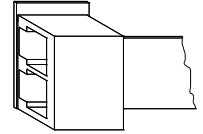
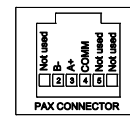


- RS-485 field bus communication interface
Available with crew terminals or DB9 connector


CARD-CDC10



CARD-CDC1C



CARD-CDC20

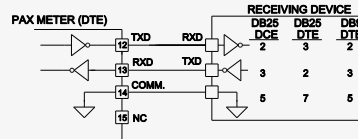


CARD-CDC2C

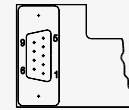


- RS-232 half-duplex communication interface
Available with crew terminals or DB9 connector

CARD-CDC20



CARD-CDC2C



FEMALE
PIN 2 TXD
PIN 3 RXD
PIN 5 COMMON

CARD-CDC30



CARD-CDC40



- DeviceNet communication interface
- Modbus communication interface

CARD-CDC50 / CARD-CDC50-CRANE*



- Profibus-DP (EN 50170) communication interface

* As the CARD-CDC50 is too long for the housing of the CRANE-BOY, the CARD-CDC50-CRANE is supplied with a spacer to be inserted between the front of the electronics and the housing.

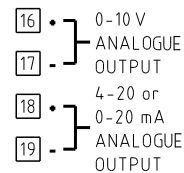
Analogue output card

CARD-CDL10



- Analogue output signal: 0-20 mA, 4-20 mA, 0-10 VDC

CARD-CDL10



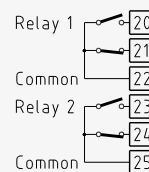
Relay cards (max. 1 choice)

CARD-CDS10 & CARD-CDS20

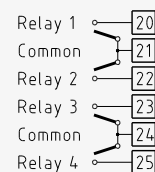


- 2 or 4 set-points activating each an independent relay

CARD-CDS10



CARD-CDS20



Cards already included

- Analogue output card:
CARD-CDL10

- Models:
CABIN-2xB1SUMD; CABIN-4xB1SUMD

- Relay card:
CARD-CDS20 (4 set-points)

- Models:
INDI-BOY DISP-BOYP; CRANE-BOY CRANE-BOYP; DISP-BOYDP
CRANE-BOYDP; CRANE-SUMD DISP-SUMD; CRANE-BOY-Exd;
CABIN-2xB1SUMD; CABIN-4xB1SUMD.